

triple hopper
outlet gate line

AUTOLOK™ II



Miner's AutoLOK™ II

outlet gates are the workhorse for the agricultural service sector.

With over a century of experience, unrivaled commitment to engineering, state-of-the-art manufacturing and proven reliability, it's no wonder the AutoLOK™ II is the most widely specified outlet gate in the industry.

- ◀ Grain
- ◀ Soda Ash
- ◀ Potash
- ◀ Dry bulk


Simple. Reliable. Proven.



PERFECTING RAILCAR PERFORMANCE

AUTOLOK™ II


TRIPLE HOPPER OUTLET GATE LINE



Tight tolerance prevents leakage

Full perimeter carpet seals prevent leakage at all temperature extremes

Tapered front end door supports allow the door to close completely before buildup can occur




The patented lost-motion system results in a lower opening force by allowing the lock to unlock before the door opens

Flat vertical walls minimize commodity build up


Proven UHMW material on rigid door runners reduce friction for easier opening

Two-inch-wide enclosed rack and pinion with forged backstop ensures the door remains in time and protects the door from over torque


Door runners ensure rack and pinion stay fully engaged for reliable opening and closing




30 x 30



**30 x 30
Wide Runner**



**30 x 30
Low Profile**



42 x 42

Bolt on working points	49 7/8" x 47 7/8"	49 7/8" x 47 7/8"	49 7/8" x 47 7/8"	49 7/8" x 47 7/8"
Actual gate opening	31 13/16" x 29 13/16"	31 13/16" x 33"	31 13/16" x 29 13/16"	43 5/16" x 41 5/16"
Flange to flange height	10.02"	8.00"	7.56"	8.69"
Overall gate height	11.43"	8.96"	8.97"	8.69"
Number of bolt holes	66	66	66	66
Weight	401 lbs	450 lbs	375 lbs	580 lbs
Typical service	Grain / Soda Ash Dry Bulk	Potash	Grain / Soda Ash Dry Bulk	Dry Bulk / Soybean Meal DDG